











## Freedom to Speak Up – Feedback Survey


### 1. Page 1



1. How did you find out about Freedom to Speak Up?							Response Percent	Response Total
1	Word of mouth						30.00%	6
2	Pulse						10.00%	2
3	Posters/Leaflets						15.00%	3
4	Staff Newsletter						15.00%	3
5	YAS Policy library						5.00%	1
6	Other (please specify):						25.00%	5
<b>Analysis</b>	Mean:	3.3	Std. Deviation:	1.95	Satisfaction Rate:	46	answered	20
	Variance:	3.81	Std. Error:	0.44			skipped	0
Other (please specify): (5)								
1	24/08/2017 16:17 PM ID: 62983888	Station Noticeboard						
2	11/11/2017 20:52 PM ID: 67406285	All of the above						
3	15/04/2018 17:04 PM ID: 79802760	Jock in converssion						
4	13/09/2018 11:25 AM ID: 94326976	Advocate						
5	12/10/2018 14:54 PM ID: 96610179	Advocate						

2. How easy was it to make initial contact with the FTSU Guardian or Advocate?							Response Percent	Response Total
1	Very easy						95.00%	19
2	Reasonably easy						5.00%	1
3	Not easy						0.00%	0
4	Difficult						0.00%	0
<b>Analysis</b>	Mean:	1.05	Std. Deviation:	0.22	Satisfaction Rate:	1.67	answered	20
	Variance:	0.05	Std. Error:	0.05			skipped	0

3. How did you find the initial response from the FTSU Guardian or Advocate?							Response Percent	Response Total
1	Very helpful						100.00%	20
2	Reasonably helpful						0.00%	0
3	Not very helpful						0.00%	0
<b>Analysis</b>	Mean:	1	Std. Deviation:	0	Satisfaction Rate:	0	answered	20
	Variance:	0	Std. Error:	0			skipped	0

4. Did you feel your concern was taken seriously?							Response Percent	Response Total
1	Yes						100.00%	20
2	No						0.00%	0
<b>Analysis</b>	Mean:	1	Std. Deviation:	0	Satisfaction Rate:	0	answered	20
	Variance:	0	Std. Error:	0			skipped	0

5. Did you receive regular feedback from the Guardian or Advocate?							Response Percent	Response Total
1	Yes						100.00%	20
2	No						0.00%	0
<b>Analysis</b>	Mean:	1	Std. Deviation:	0	Satisfaction Rate:	0	answered	20
	Variance:	0	Std. Error:	0			skipped	0

6. Do you feel your concern has been addressed?							Response Percent	Response Total
1	Yes						80.00%	16
2	In part						20.00%	4
3	Not sure						0.00%	0
4	No						0.00%	0
<b>Analysis</b>	Mean:	1.2	Std. Deviation:	0.4	Satisfaction Rate:	6.67	answered	20
	Variance:	0.16	Std. Error:	0.09			skipped	0

7. Do you feel your confidentiality was respected						
---	--	--	--	--	--	--

					Response Percent	Response Total
1	Yes				100.00%	20
2	No				0.00%	0
3	Not applicable				0.00%	0
<b>Analysis</b>	Mean:	1	Std. Deviation:	0	Satisfaction Rate:	0
	Variance:	0	Std. Error:	0		
					answered	20
					skipped	0

### 8. Have you suffered any detriment as a result of raising your concern

					Response Percent	Response Total
1	No				90.00%	18
2	Yes				10.00%	2
<b>Analysis</b>	Mean:	1.1	Std. Deviation:	0.3	Satisfaction Rate:	10
	Variance:	0.09	Std. Error:	0.07		
					answered	20
					skipped	0

If yes, please explain (1)

### 9. Based on your experience, would you raise a concern through Freedom to Speak Up in the future?

					Response Percent	Response Total
1	Yes				95.00%	19
2	No				0.00%	0
3	Unsure				5.00%	1
<b>Analysis</b>	Mean:	1.1	Std. Deviation:	0.44	Satisfaction Rate:	5
	Variance:	0.19	Std. Error:	0.1		
					answered	20
					skipped	0





### 10. Is there anything else you believe the Guardian could have done for you?




			Response Percent	Response Total
1	Open-Ended Question		100.00%	11
1	24/08/2017 16:17 PM ID: 62983888	Nothing more than what was done.		
2	03/10/2017 11:28 AM ID: 64989215	I feel as a Trust the secondment policy should be reviewed as there are probably more people than me seconded for two years or more and then still have to re-apply for the job they have been doing over this period.		
3	04/10/2017 11:15 AM ID: 65050918	No		
4	12/11/2017 19:53 PM ID: 67437717	No		

10. Is there anything else you believe the Guardian could have done for you?			Response Percent	Response Total
5	04/04/2018 08:21 AM ID: 78926544	no		
6	10/04/2018 15:13 PM ID: 79416140	No, under the circumstances the FTSU Guardian did everything he could.		
7	15/04/2018 17:04 PM ID: 79802760	Jocks been great so I don't think there is no.		
8	14/05/2018 20:19 PM ID: 83683748	No		
9	25/06/2018 13:53 PM ID: 88733412	no		
10	13/09/2018 17:21 PM ID: 94362390	No		
11	12/10/2018 20:16 PM ID: 96635694	I believe the guardian actioned my concern appropriatley and communicated well with me.		
			answered	11
			skipped	9

11. If you have been supplied with a concern number please type it here:			Response Percent	Response Total
1	Open-Ended Question		100.00%	18
			answered	18
			skipped	2

## 2. Equality Monitoring - Strictly Confidential

12. What is the ethnic origin of the service user? You are asked to classify in the category which you feel most nearly describes your ethnic origin. If none of the specific groups are suitable please mark the relevant other and specify the ethnicity.						Response Percent	Response Total	
1	Indian					0.00%	0	
2	Pakistani					0.00%	0	
3	Bangladeshi					0.00%	0	
4	Other Asian background					0.00%	0	
5	Caribbean					0.00%	0	
6	African					0.00%	0	
7	Other Black background					0.00%	0	
8	White & Black Caribbean					5.00%	1	
9	White and Black African					0.00%	0	
10	White and Asian					0.00%	0	
11	Other Mixed background					5.00%	1	
12	White					65.00%	13	
13	British					25.00%	5	
14	Irish					0.00%	0	
15	Other White background					0.00%	0	
16	Chinese					0.00%	0	
17	Gypsy/Traveller					0.00%	0	
18	Arab					0.00%	0	
19	Any other ethnic group					0.00%	0	
20	Prefer not to say					0.00%	0	
21	Other (please specify):					0.00%	0	
<b>Analysis</b>	Mean:	12	Std. Deviation:	1.05	Satisfaction Rate:	55	answered	20
	Variance:	1.1	Std. Error:	0.23			skipped	0
Other (please specify): (0)								
No answers found.								






13. Age						Response Percent	Response Total
1	Under 25					0.00%	0
2	25 - 34					40.00%	8
3	35 – 44					35.00%	7
4	45 - 54					20.00%	4
5	55 - 64					0.00%	0



13. Age							Response Percent	Response Total
6	Over 65						5.00%	1
<b>Analysis</b>	Mean:	2.95	Std. Deviation:	1.02	Satisfaction Rate:	39	answered	20
	Variance:	1.05	Std. Error:	0.23			skipped	0



14. Gender							Response Percent	Response Total
1	Male						50.00%	10
2	Female						50.00%	10
3	Transgender						0.00%	0
4	Prefer not to say						0.00%	0
5	Other (please specify):						0.00%	0
<b>Analysis</b>	Mean:	1.5	Std. Deviation:	0.5	Satisfaction Rate:	12.5	answered	20
	Variance:	0.25	Std. Error:	0.11			skipped	0
Other (please specify): (0)								
No answers found.								

15. Religion or Belief							Response Percent	Response Total
1	Buddhist						0.00%	0
2	Christian						30.00%	6
3	Hindu						0.00%	0
4	Jewish						0.00%	0
5	Muslim						0.00%	0
6	Sikh						0.00%	0
7	No religion						50.00%	10
8	Prefer not to say						5.00%	1
9	Other (please specify):						15.00%	3
<b>Analysis</b>	Mean:	5.85	Std. Deviation:	2.61	Satisfaction Rate:	60.62	answered	20
	Variance:	6.83	Std. Error:	0.58			skipped	0
Other (please specify): (3)								
1	15/04/2018 17:04 PM ID: 79802760	Catholic						
2	11/06/2018 11:40 AM	METHODIST						

15. Religion or Belief				Response Percent	Response Total
3	ID: 87769662 13/09/2018 17:21 PM ID: 94362390	Unknown			

16. Sexual Orientation							Response Percent	Response Total
1	Heterosexual		70.00%	14				
2	Gay woman/Lesbian		5.00%	1				
3	Gay man		15.00%	3				
4	Bisexual		0.00%	0				
5	Prefer not to say		5.00%	1				
6	Other (please specify):		5.00%	1				
<b>Analysis</b>	Mean: 1.8	Std. Deviation: 1.44	Satisfaction Rate: 16	answered	20			
	Variance: 2.06	Std. Error: 0.32		skipped	0			
Other (please specify): (1)								
1	13/09/2018 17:21 PM ID: 94362390	Unknown						

17. Do you consider yourself as having disability?							Response Percent	Response Total
1	Yes		20.00%	4				
2	No		80.00%	16				
3	Prefer not to say		0.00%	0				
<b>Analysis</b>	Mean: 1.8	Std. Deviation: 0.4	Satisfaction Rate: 40	answered	20			
	Variance: 0.16	Std. Error: 0.09		skipped	0			

18. Do you have a physical, sensory or mental impairment that seriously affects your day-to-day activities as defined by the Disability Discrimination Act (1995)?							Response Percent	Response Total
1	Yes		10.00%	2				
2	No		90.00%	18				
<b>Analysis</b>	Mean: 1.9	Std. Deviation: 0.3	Satisfaction Rate: 90	answered	20			

**18. Do you have a physical, sensory or mental impairment that seriously affects your day-to-day activities as defined by the Disability Discrimination Act (1995)?**

				Response Percent	Response Total
Variance:	0.09	Std. Error:	0.07	skipped	0